



Road America Track Day Driving Rules

1. This is not a race or a test day. No Timing, No Racing, No Trophies. This is a driving education school.
2. All drivers must be 16 years of age or older and have a valid driver's license. Drivers under 18 require a minor waiver signed by both parents/legal guardian.
3. Helmets (Snell Foundation SA2015 or newer, in good condition) and long pants are required. Rental Helmets available only at registration.
4. Please note, this event is for street-legal vehicles and dedicated track-prepared cars appropriate for non-competitive track day use. Trucks, Vans, and SUVs are not permitted. Still not sure if your car qualifies, contact trackdays@roadamerica.com.
5. Convertibles must have factory-installed rollover protection or SCCA / NASA approved roll over protection in order to participate. Contact Road America to confirm if your car qualifies.
6. No one is permitted in the pit lane.
7. No race motors are to be run before 8am or after 6pm.
8. No warming/cleaning tires in the paddock, pit lane or track.
9. Paddock speed Limit is 15mph.
10. Pitlane Speed Limit is 35mph, the entire length.
11. Enter Pitlane from the false grid only, near Gearbox on the north end of the paddock. If you don't know where this is ask someone or have your instructor show you.
12. When entering the track, **stay to the right through turn 1**. This is for your safety as well as other cars that may be coming up the front straight at speed as you are entering the track. Corner workers will report if you don't and you will be black flagged.
13. All passes must be completed by the start of the shutdown (brake) markers.
14. All passes must be pointed. Passed car stays on-line, passing car moves off-line. Do **not** pass unless you receive a point. 1 Point per car. Be predictable with your driving and point bys.
15. Passing under a yellow flag condition will lose you the rest of the session. The second time you will be asked to leave the event.
16. Passing in a no passing zone – you will be given 1 warning only. If it happens a second time you will be asked to leave the event. See passing zone map attached to schedule.
17. 4 wheels off is an automatic pit stop to have your car (and yourself) checked. You will also be black flagged as reminder to pit.
18. Pets are to be on a leash at all times. If you bring a dog to the event it must be closely supervised by an adult at all times including during your track sessions. If you are coming to the track by yourself this means you may not bring a dog with you.
19. There are awesome grandstands outside of turns 5, 8, 12 and 14. There are other areas for viewing as well that you may go out to. Make sure you do not go into restricted areas inside the snow fencing. There are video cameras located throughout the grounds, these cameras will be monitored. All guests MUST sign the waiver and wear a wristband.
20. Do not leave anything behind when you leave the event. Place all trash and fluids in the proper receptacles. There are barrels with lids for disposing of oil, etc.
21. The sound limit for this event is 103 dB.
22. Check your ego at the gate, we all share the track together, be sure to wave thank you to the corner workers!

Road America Track Day Flags



GREEN

The appearance signals a clear course.



WHITE

Signals that a slow moving vehicle, Reduce speed and pass with care.



YELLOW

Single Stationary Yellow: Slowdown, NO PASSING until you have proceeded to a station where the green flag is displayed
Single Waving yellow: Slow down, NO PASSING until you have proceeded to a station where the green flag is displayed.



RED

Come to a controlled stop as safely, waving to vehicle behind, stop at edge of track, off line, in sight of a flag station. Wait for further instructions from flag station.




BLACK

Crossed Flag (furled): Signals "Warning" when pointed at a participant. Do not continue your action.
Open Flag (unfurled): Displayed with car

number, participant must go immediately to the Black Flag station in Pitlane

Displayed At All Stations (black flag all): The session has been suspended. Proceed directly to the pit lane for instructions. Do not take another lap.




BLACK w/ORANGE BALL

The "Meatball" flag is shown at any station, if you are dropping fluids, you must pull off the track in a safe manner, stay belted and helmet on unless on fire. If no fluids, proceed to pitlane. Something is mechanically wrong with your car.



BLUE w/YELLOW STRIPE Check your mirrors. Get ready to point car(s) by in appropriate passing zone. One point per car. Stay online when giving pass. Blocking is not tolerated. Share the track.




WHITE w/RED CROSS

A slow moving safety vehicle is ahead. Slow down and pass the vehicle with extra care.



YELLOW w/RED STRIPES

Signals slippery track surface, or debris on the track surface. Exercise caution.



CHECKERED

Notifies the session is over, exit the track at turn 5 or pitlane, whichever comes next. Do not take another lap.