

AutoCross Basics


This event is meant to be a fun event to wrap up a good season. By placing gates and slalom portions it makes it a completely different track. The obstacles will reinforce the need to look ahead.

The event will be run on the EDKRA Kart track in a clockwise direction, with the karts performing a standing start at the current start/finish line. Karts will complete one lap of the track driving around a sequence of cones. Karts will be required to come to a complete stop in the stop box north of the S/F line. After stopping the kart will return to the pit.


Staging of karts will take place in the paddock on the east access side. The next kart in line will wait until directed to proceed, and will then safely proceed to the S/F line without delay. The kart proceeding to the S/F line WILL NOT go through the obstacles.

CONE PENALTIES


1. If a cone is completely out of the box, whether standing up or knocked over,



PENALTY.



2. If the cone is knocked over on its side, PENALTY, even if its touching the box.



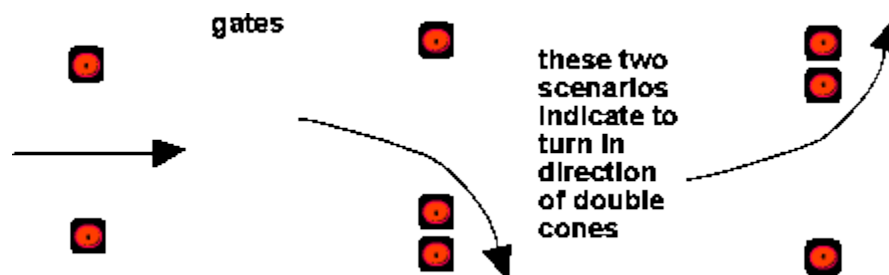
3. If the cone is standing up, yet part of it still touches or crosses the box it sits in, then it is GOOD (OK, no penalty). Cars have been known to hit cones, flip them in the air, and have them land back in the box, standing up. This is OK (no penalty).



4. If the Kart goes outside of a gate or on the wrong side of a pointer (laying down) cone, then that car is OFF COURSE and is DNF'd.
5. If a Kart spins around, turns around, or gets outside of the "normal driving line", yet stays inside the proper gates, does not shortcut a gate and does not go twice through a gate, it is OK (no penalty). Only when a gate is missed is it OFF COURSE.
6. If a driver goes through the same gate twice by way of spinning out or not going through the correct gate sequence (i.e.. slalom), that is also OFF COURSE.
7. If the car hits a family of cones, and some of them are pointer cones (laying down), the pointer cones do not count in the total cone count.

Below are some of the features you may see on the track, everyone will have a chance to to a course walk before the event begins.

Gates

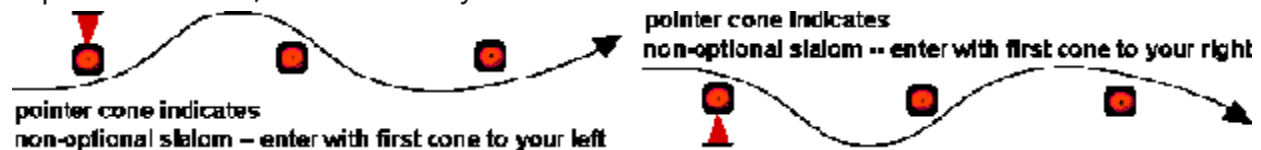


Slalom

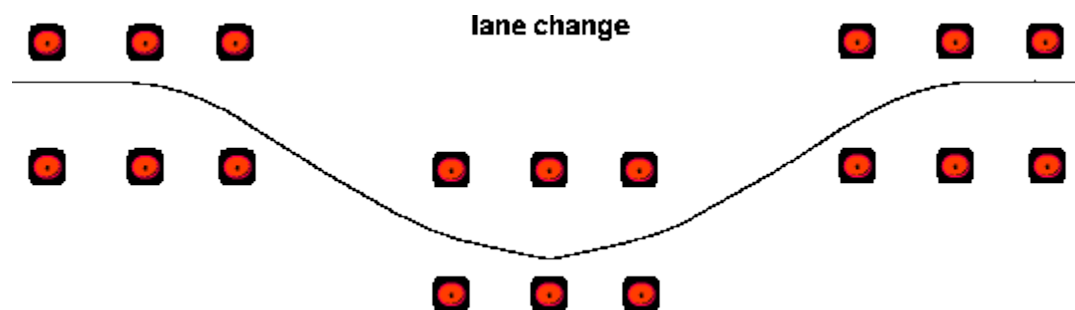
optional slalom – you may drive by first cone on either side



Next is the slalom, which can have two types of configurations. The first is the “optional” slalom, which allows you to enter at either side of the first cone.



The second type is “non-optional” which will have a pointer cone to the left or the right of the first cone. You can only enter the slalom on this side and no other, or you’ll be off course.



The lane change is an obstacle that you can see as a larger slalom, but instead of a set of single cones, you’ll have to slalom through groups without hitting any as you enter.

