

Accelerating Change: Women's Driver's Education

Porsche Club of America


FLAG & LIGHT DESCRIPTIONS

GREEN – GO




- Indicates the beginning of an open group session.
- Waved after a caution to tell the drivers that the session has been restarted.
- Indicates the course is clear.

YELLOW – LOCAL CAUTION



- Stationary indicates there is a problem ahead, usually in one corner or a series of turns off line or off track surface.
- Waving indicates there is a problem ahead, usually in one corner or a series of turns on line or on track surface. *Intensity of flag waving indicates level of severity.*
- Drivers must check mirrors, slow down and not pass. Session resumes at the next green flag or station displaying no flag.

DOUBLE YELLOW – FULL COURSE CAUTION




- Indicates that a more serious situation has occurred and a full course caution is required.
- Drivers must check mirrors, slow down and not pass. Session resumes at the next green flag or multiple stations displaying flags.
- The first one or two laps maybe full course yellow if limited traction conditions occur due to cold, wet or dust.

RED – CHECK MIRRORS PULL OFF LINE AND STOP



- Indicates there is a serious situation on the track that calls for full stop of all cars on track.
- Drivers must check mirrors, pull off line, quickly slow down and stop safely within view of corner marshal station.
- Emergency vehicles may be deployed at this time.
- You may proceed to the pits with caution only when instructed either by a track employee or corner marshal station.

WHITE – SLOW VEHICLE ON TRACK



- Indicates a slow vehicle is on course. It may be a tow truck or a disabled vehicle.
- Use caution; pass slowly and proceed as flags indicate.

CHECKER – END OF SESSION/RACE



- Indicates finish of a session.
- Waved for all vehicles on track.
- Complete the lap at a slightly reduced pace and exit the track.

BLUE W/YELLOW STRIPE – CHECK YOUR MIRRORS




- Indicates there is a faster car approaching from behind.
- Point by in the next designated passing zone.

YELLOW & RED – SURFACE/DEBRIS




- Debris flag indicates there is a problem with the surface of the track ahead.
- Generally displayed for two laps and then lowered but the surface problem could still be in effect.

BLACK - INFRACTION



- Furled and pointed indicates that an infraction has been made but do not exit the track; warning only.
- Open and pointed towards you indicates that an infraction has been made and to exit the track. Proceed to the Black Flag station.

BLACK - FULL COURSE INFRACTION



- When all corner workers are displaying an OPEN black flag, the entire group is being called to exit track.

BLACK WITH ORANGE CIRCLE - MECHANICAL



- Indicates a mechanical issue that requires exiting the track.
- If ignored you may be endangering fellow drivers.

Corner workers are positioned in various key places around the track. Be sure to look for them during your warm-up lap or ask a track official where they are positioned for the current course.