


## Streets of Willow– Morning Driver's Meeting

### General Information:

**Directions to Streets of Willow:** Willow Springs International Raceway is located at 3500 75th Street West, Rosamond, CA. When you reach the main gate at Willow Springs Raceway, you will pay a \$20 fee to the track and sign a track waiver. To get to the Streets of Willow follow the blue line on the map below. You will turn right after entering the track, pass by the gas pumps, turning left with a green wall on your left, finally you will pass by some houses on your left and arrive at Streets of Willow.



**Everyone** needs to complete the SpeedWaiver (link <https://porscheownersclub.speedwaiver.com/pjkft>) or use the QR code below), including those who are not driving (e.g. family members). You will show the SpeedWaiver when you pick up your wristband and window sticker at registration. Please have tech inspection **completed** before requesting your wristband and window sticker. Registration will be at John Momeyer's trailer in the paddock. Rental transponders will be available at Timing and Scoring (see map below).



Tech Inspection will be handled by both Pro Motorsports and Vali Motorsports. Both are located in the paddock. The fee is \$20 payable to the POC. Please complete Tech Inspection prior to arriving at the track if possible. This makes the morning go more smoothly and avoids discovery of car issues just prior to going on track.

Vali Motorsports is available for tire services. If you need something specific, please arrange for this ahead of the event. The Willow Springs Tire store may also be available for tire service.

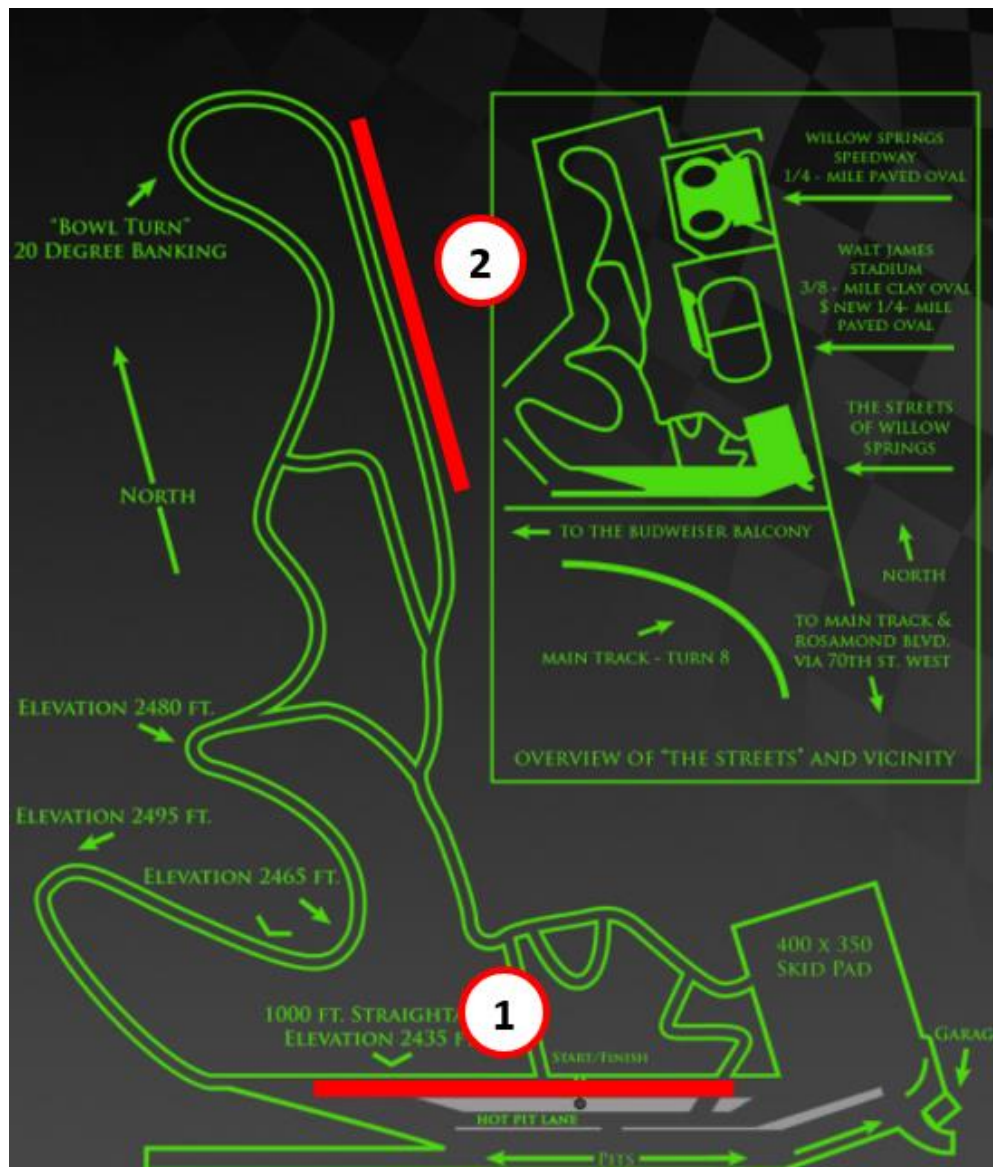
The schedule for the weekend is linked at the MSReg registration page as well as Race Hero (both the app and the web page). Any significant updates to the schedule will be communicated via text and will be updated in Race Hero. Hopefully, we will not need any changes.

Lunch is provided (12:00 – 12:45); you may run lunch laps at low speed (meet at the grid/hot pit). Helmets are not required, and passengers are allowed. If you are having lots of fun or squealing tires on the lunch laps, you are going too fast.

Jim Salzer (mobile: 949-300-1731) leads classes for PDS drivers: Class 1 8:20 - 9:00, Class 2 as required per Jim's direction. **PDS Drivers will also be required to attend a Zoom meeting on Tuesday May 30 at 6:00 PM that provides information regarding the event and provides a forum to ask questions. The meeting will also be recorded if you cannot make the live session.**

The Yellow and Blue groups are point by passing only. Passing zones (front straight and back straight are shown below), passing on the left only with a point by. Each car requires a separate/distinct point by. Please point by with your whole arm out the window, not just your hand. This will maximize the chance

of the point by being seen and correctly interpreted. If you have a car consistently behind you, they are faster and you should provide a point by.



The Green and Red/Orange Time Trial 1 groups are Open Passing.

If you have any issue with your run group assignment, please speak with Joe Wiederholt or John Momeyer.

All PDS group drivers should attend the classroom instruction session(s) per the schedule and Jim Salzer's direction. Additional instructions will be provided during the PDS classroom sessions. The class will be held in the Streets building.

The grid is first come first served, fast lane on the left, slower lane on the right.



- We will be running CCW on Saturday: enter from the hot pits with the paddock on your right onto the skid pad, exit from the skid pad at the end of the session, during the session exit into the hot pits or the skid pad
- We will be running CW on Sunday: enter from the hot pits onto the main straight, exit from the skid pad

The checkered flag will be shown at the start/finish and in the bowl.

We are posting session lap times and grid sheets in Race Hero (racehero.io or download the app from the App Store or Play Store).

The first run session will be under full course caution (double yellow flags) on lap one. Please take the time to give a wave to the corner workers and learn the location of all corner workers.

If you spin and go off track never reenter a hot track without being directed by a corner worker or without having a clear view of the track. We have recently issued a 13/13 for not re-entering safely so do not let that be you. Please, when you spin whether on or off track get your feet on the pedals hard to keep from rolling backwards, perhaps in front of oncoming traffic. Remember If you can't see a worker and you can't safely position to see any oncoming traffic then you must stay put until the end of the session. A tow vehicle will be on its way if your vehicle is disabled. If your vehicle is disabled, stay in the car unless your vehicle is on fire. If you are ok, repeatedly tap the top of your car with your left hand. This will let the corner workers know that you are ok.

If your vehicle is disabled, **do not leave the vehicle unless it is on fire**. If your vehicle is on fire, exit as rapidly as possible and get away, keeping the car between you and approaching vehicles.

If you see smoke from your car or suspect any issue based on your gauges or car behavior, get off the racing line and pull into a safe location off track. If we cover the track with fluids it takes time to clean and we will have a messed-up schedule.

Speed limit in the paddock is 10 mph. Be very mindful of children, pets and people distracted by the cars.

You must report incidents of contact (report to a competition committee member when coming off track) and if you don't report it that means a 13/13.

Awards for PDS drivers will be presented outside the Streets building at the end of Saturday.

Luis Vivar (LunaPic) will be present to take on-track photos which are available for purchase.

Results will be posted after the event on the POC results page (<https://results.porscheclub.com/>)

Reminders from Willow Springs. The track has asked that we remind all drivers of the following:

1. Electricity use is limited to ONLY those who have rented a garage. Everyone else will need to use generators if they need power.
2. The speed limit in the paddock area (5 MPH) and on the access roads (20 MPH) will be enforced, and people will be asked to leave the premises if that track feels that it is needed.
3. Absolutely NO ALCOHOLIC beverages are to be consumed by drivers during hours with the track hot (8:00 AM -5:00 PM).

4. Treat ALL track staff with respect and please be responsive to track staff requests.

Please ensure that you are familiar with the flags and hand signals described in the GCRs.

## Flags

All drivers must fully understand and adhere to the following flags:



**Green:** The Green Flag means go; course is open and clear.



**Yellow:** NO PASSING. Stationary Yellow Flag means reduce speed enough to respond to unusual hazard(s).



**Waving Yellow Flag:** NO PASSING. This means the course may be blocked ahead, be prepared to stop, however, do not stop unless necessary and always be aware of vehicles close around you. The prohibition on passing starts at the line on the racetrack perpendicular to the point of the first displayed yellow flag(s); The pass must be

completed by this point. However, in cases where the incident is clearly visible and is in close proximity to the yellow flag(s), such that passing on approach to the yellow flag(s) would put someone in danger, passing on approach to the yellow flag(s) will be considered dangerous/reckless driving and will incur a one lap penalty or possible 13/13, at the discretion of the Competition Committee.

Once past the yellow flag(s) a pass may not be INITIATED until you are completely past the incident(s) and you have a clear view of an incident-free track between you and the next manned flag station, and it is clear that that flag station is not displaying a yellow flag. Timing a pass such that it occurs at or immediately after an incident and therefore requires accelerating adjacent to the incident will be considered dangerous/reckless driving and will incur a one lap penalty or possible 13/13, at the discretion of the Competition Committee.



**Double Yellow** - NO PASSING. Reduce speed enough to respond to hazard(s) on the course. The overall leader of the race will slow to 55 MPH or less and collect the entire field. There will be no split starts after a double yellow and all cars should collect together in a single file line.

Racing will only resume with a green flag at the start/finish line. If the leader of the race does not slow to 55 MPH, they will be black flagged, and the next car will take over the leader's responsibility of collecting the field.



**Red:** Red Flag indicates an emergency situation. Look in mirror(s), pull safely to trackside and stop in view of nearest corner worker. **Remain stopped until instructed otherwise.** You will resume under a full course Black flag condition.



**Blue with Yellow Diagonal Stripe:** This is the "Passing Flag" warning of potentially faster cars behind you. Look in mirror(s) and allow faster car(s) to safely pass (in designated areas for groups with point-by passing). This is an advisory flag but should be obeyed as soon as it is safe in PDS and Time Trial groups. Rapid compliance with the

“Passing Flag” in Cup Racing groups may consider the current race situation (e.g. are you in a close race with an in-class car).



**Red with Yellow Stripes (Track Condition Flag):** This flag warns of debris, slippery fluids and/or any changing track conditions requiring caution and reduced speed. Typically, the flag will only be displayed for two laps (even if the condition continues). After that time, the driver is expected to account for the track conditions.




**Black with Orange Dot (“Meatball”):** Your vehicle reportedly has a mechanical problem. Using the designated track exit, proceed to the Black Flag Station with extreme caution. If your car is dropping fluid, drive off of the racing line and, if possible, the track surface.




**Black:** You have been identified as having made an infraction. If the Black flag is furled (i.e. rolled up), then the driver must discontinue his present driving behavior or face an open Black Flag. An open Black Flag signals that the driver must proceed immediately to the pits via the designated course exit and report to the Black Flag Station. Full course

Black Flags signify that all drivers are to discontinue racing (no passing), slow down and proceed single file using the designated track exit to the Black Flag Station. Any racer who ignores a Black Flag during a race shall be assessed a one-minute penalty for each Black Flag passed. During a race, any driver passing under Black Flag All will be assessed a stop and go penalty under green flag conditions. If the infraction occurs on the last lap or two and it is not possible to assess the stop and go penalty or video evidence of the infraction is provided after the race, the racer shall be penalized one lap.



**White:** The White Flag warns of a service vehicle on course. Typically, but not always, the white flag will also have a red cross if a service vehicle is on course. Proceed with caution. You may not pass a service vehicle unless instructed to do so. This permission to pass is typically indicated by a person on the service vehicle waving you by. Look for a

person on the back of the service vehicle or a wave by from the driver’s side window of the service vehicle. Permission to pass may alternatively be indicated by the service vehicle driving slowly off line. In this case, use extra caution as permission is less clear. In all cases, show respect to the service vehicle and reduce speed appropriately. The White Flag (with no red cross) may also be displayed at the Starter stand as an indication of the last lap before the Checkered Flag (for race groups only).



**Checkered:** The Checkered Flag announces you have completed your final lap. Proceed to the pits using the designated track exit. For PDS and Time Trial groups, the checkered flag may be shown at the start-finish and an additional location.

**Passing Under Yellow/Double Yellow:** Any driver in a non-race event who passes under a Yellow Flag condition and does not give the position(s) back to the car(s) passed, will be black flagged and removed from the track for the remainder of that session. During a race, any driver who passes under yellow and does not give the position(s) back to the car(s) passed safely will be black flagged and assessed a stop and go penalty. If the infraction occurs on the last lap or two and it is not possible to assess the stop and go penalty or video evidence of the infraction is provided after the race, the racer shall be penalized one lap.