



2022 Competitor Information Packet



Dear Classic 24 Hour Competitor,

In just a weeks' time, Historic Sportscar Racing and Daytona International Speedway will host the 8th Classic 24 Hour Race, in beautiful Daytona Beach, Florida.

This packet will provide you with valuable information on registration, load-in requirements, technical specifications and onsite locations to help make your visit enjoyable.

We look forward to congratulating the overall winners in each Group with a B.R.M timepiece.

As always, please feel free to contact us with any questions you may have.

On behalf of our entire organization, thank you for sharing your car's heritage with the fans and your fellow competitors.

Welcome to the Classic 24-Hour at Daytona!

Regards,



David Hinton
President

Each Group Winner will receive a B.R.M special edition Classic 24-Hour chronograph.



Event Week Schedule - ***Please review Official Schedule for individual Session Times***

Tuesday • November 1st

- 8:00am – 5:00pm Registration Open
- 10:30am – 5:00pm Competitor Rig Parking
- 1:00pm – 5:00pm Technical Inspections
- 3:00pm – 5:00pm Track Orientation Program, Driver Meeting Room** (see page 5 for details)
- 7:00pm Garage and Paddock Closed

Wednesday • November 2nd

- 6:30am Garage and Paddock Open
- 6:30am – 6:00pm Registration
- 7:00am – 4:00pm Technical Inspections
- 7:20 am Test Day Driver's Meeting, Classic 24 & Daytona Historics, Driver Meeting Room**
Mandatory for ALL Drivers registered for Test Day
- 8:00am Test Day Sessions for Classic 24 & Daytona Historics
- 7:00pm Garage and Paddock Closed

Thursday • November 3rd

- 6:30am Garage and Paddock Open
- 7:00am – 5:00pm Registration Open
- 7:00am – 1:00pm Technical Inspections
- 8:00am Practice Sessions for Classic 24 & Qualifying Sessions for Daytona Historics
- 11:15am Mandatory Driver's Meeting for HSR SPRINT RACE DRIVERS**
- 12:00pm Mandatory Driver's Meeting for ALL CLASSIC 24 DRIVERS**
All Driver Meetings in the Driver Meeting Room, located next to the Media Center
- 1:05pm SascoSports International/American Challenge
- 1:35pm Practice for Classic 24 & Qualifying for Daytona Historics Resume
- 5:05pm Stoner Car Care Global GT Race/Classic RS Cup Race
- 5:30pm – 7:00pm Dinner Break
- 7:00pm Night Practice Sessions for Classic 24
- 11:00pm Garage and Paddock Closed

Event Week Schedule - *continued*

Friday • November 4th

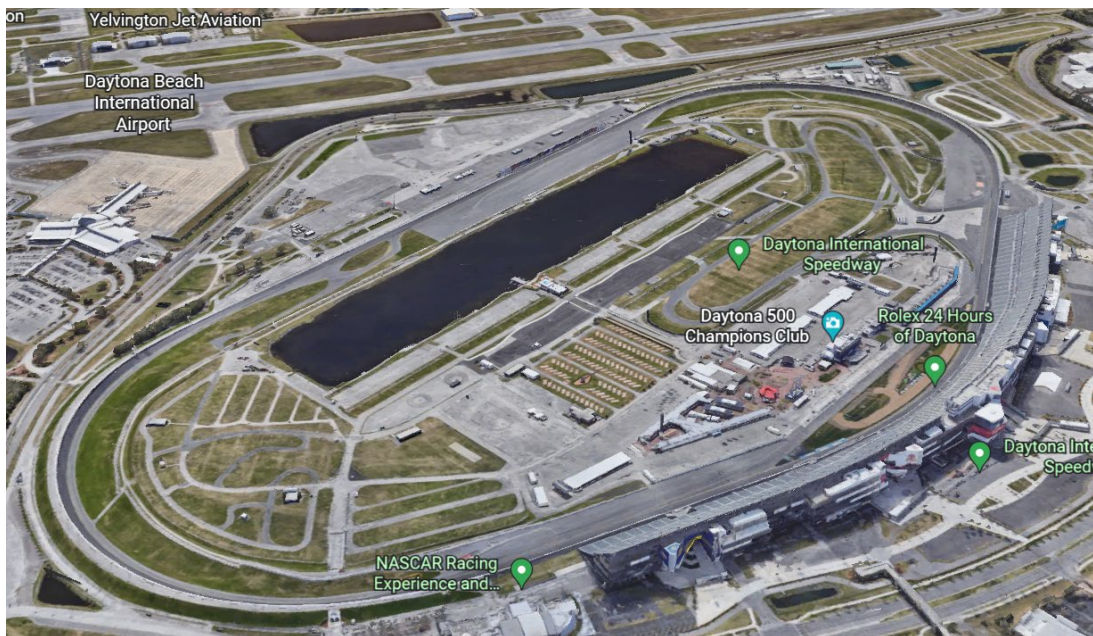
6:30am	Garage and Paddock Open
7:00am – 4:00pm	Registration Open
8:00am – 12:00pm	Technical Inspections
8:00am	Final Qualifying Sessions for Daytona Historics
9:40am	Qualifying Race Session for Classic 24, <i>This session sets grid for Race 1</i>
10:40am	H/P/GTM B.R.M Chronographes Endurance Challenge
1:00pm	Race 1 for Daytona Historics
3:00pm	Continued Qualifying Race Sessions for Classic 24
7:00pm	Garage and Paddock Closed

Saturday • November 5th

6:30am	Garage and Paddock Open
7:00am – 3:00pm	Registration Open
8:00am	Hardship Laps for Classic 24, By Appointment Only – Please See Jack Woerhle.
8:30am	V/GTC B.R.M Chronographes Endurance
9:45am	Race 2 for Daytona Historics
2:00pm	Start of Classic 24 Hour, GROUP B

Sunday • November 6th

8:00am – 11:00am	Registration Open
1:00pm	End of Classic 24 Hour
7:00pm	All Garages, Paddocks and Infield Areas must be cleared



Never raced on DAYTONA INTERNATIONAL SPEEDWAY?

Want a refresher course on the SPEEDWAY?

Need to know the Ins and Outs of the RACETRACK?

Not familiar with the traffic flow of the paddock?

We have just the solution for you!

Best Part ... IT'S FREE!!!!

Our Track Orientation Program is built for those who are new to the Speedway and for any who would like a refresher course.

Our Track Orientation Program (TOP) is open to all competitors. This program is strongly suggested for competitors who have not driven the Daytona International Speedway.

The TOP is a guided program, directed by our Competition Directors, Dorsey Schroeder and Jim Davis; in conjunction with our Race Stewards, Steve DeBrecht and Terry Earwood.

The TOP starts with a classroom session on Tuesday, November 1st at 3:00pm. In this session, our Competition Directors will go over the nuances of the speedway, safety issues, the track flow of the paddock and many other items. This classroom session is then followed by a guided tour of the racecourse itself.

For anyone not arriving until Wednesday, the program will continue Wednesday, November 2nd, starting with the Driver's Meeting at 7:20am, and a classroom session for late arrivals, a follow-up and review session will be from 12:00pm to 12:30pm on Wednesday.

The TOP will be held in the Driver's Meeting Room, located near the Sprint Fan Zone.

Load In & Load Out Procedures

Competitors and Crews will be allowed to start Load In procedures on Tuesday, November 1st at 10:30am. All competitors' rigs which arrive prior to that time will be staged inside Gate 40 to the right. Daytona International Speedway personnel will direct rigs that arrive to the proper location. No overnight camping will be allowed prior to November 1st. Which means you will not be able to sleep in rigs parked inside Gate 40.

All rigs will be required to check in with Registration **PRIOR** to Load In to receive their parking passes and garage assignment (if appropriate).

All vehicles, trailers, transporters and RV's must be clear of all infield areas by 7:00pm on Sunday, November 6th. All rigs staying overnight on Sunday, November 6th must be parked inside Gate 40. Daytona International Speedway personnel will direct you to the proper location.

Paddock and Garage Information

- **Passenger Cars and trucks are not allowed into the paddock/garage area.**
- Each participant will receive two (2) parking passes for the Competitor Parking Area, which has easy access to the paddock/garage areas.
- **Delivery Time** – Personal cars and trucks may be temporarily permitted into the paddock/garage area to unload equipment, groceries, etc. The Delivery Time will be from 6:30am to 9:00am each morning. Vehicles will be subject to being towed if found parked in the paddock/garage area outside this timeframe. Vehicles with a disabled parking permit will be allowed access to the disabled parking area within the Paddock.
- No Camping is allowed inside the Paddock/Garage area. RV Parking and camping sites are available in other locations.
- All Tow Vehicles must be removed from the garage area after placing your trailer, except for a tractor attached to a trailer.
- **Garages are assigned by HSR.** If your team has not been assigned a garage, please do not move into one ... you will be removed.
- Fire regulations prohibit propane tanks, empty or filled, in the two main paddock areas. If a team is bringing a travel trailer or motor home to use, the team must pit in the satellite compound paddock.
- **There is no fueling or running of engines inside a garage.** If a team needs to refuel or warm up an engine, the car must be moved outside of the garage stall to do so.
- Fire Extinguishers should be placed in every garage stall in case of emergency.
- No stakes are allowed in any asphalt.
- Do not argue with Daytona International Speedway Security.
- All waste must be disposed of properly.
- Used tires, batteries, equipment, and empty fuel drums are each individual team's responsibility. The simple rule is: If a team brought it in...then a team must take it out. Failure to do so could result in fines, suspensions, and increased costs to everyone.
- No open shoes allowed in the Pit Lane area.
- No shorts or sleeve less shirts are allowed in the Hot Pit Lane.
- No pets in the Garage/Paddock area.

DAYTONA INTERNATIONAL SPEEDWAY WASTE DISPOSAL REQUIREMENTS

It is a Violation of State and Federal Laws to improperly dispose of toxic or hazardous wastes in used oil. Daytona International Speedway (DIS) provides sites for the proper disposal of wastes generated at its events at the locations indicated on the map by the symbol ★. **Please Contact Race Control for HazMat Spill Assistance.**

All cleaning fluids (**ONLY NON CHLORINATED BRAKE AND CARB CLEANERS ARE PERMITTED**), oil, antifreeze or other fluids that are brought on to Speedway grounds by teams must be removed by teams upon their departure or disposed of as provided below.

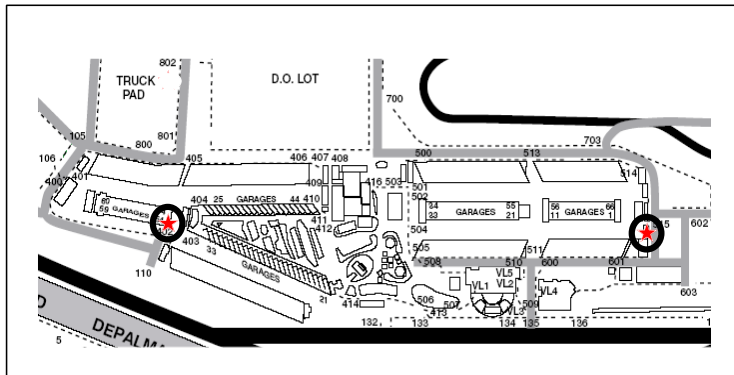
ANY INTENTIONAL OR IMPROPER DISPOSAL OF ANY WASTE PRODUCTS ON THE PROPERTY OF DIS WILL BE DEALT WITH SUMMARILY BY YOUR SANCTIONING AUTHORITY, DIS AND THE APPROPRIATE GOVERNMENTAL AUTHORITIES.

DIS separates waste fluids into the following categories for disposal:

1. Used oil & oil filters
2. Anti-Freeze
3. Waste fuel and used fuel filters (used fuel filters are not comingled with used oil filters)
4. Brake fluid
5. Sorbent Waste (speedy dry)

A Safety-Kleen representative or track employee is provided at the Recycle Center locations as indicated on the map by the symbol ★

to assist any team member in selecting the proper disposal container for any wastes which may be generated. Failure by any team member to follow the directions of any of these representatives or to otherwise comply with these rules will be reported to your sanctioning authority for disciplinary action. Please use the disposal area that is closest to your work area.



to assist any team member in selecting the proper disposal container for any wastes which may be generated. Failure by any team member to follow the directions of any of these representatives or to otherwise comply with these rules will be reported to your sanctioning authority for disciplinary action. Please use the disposal area that is closest to your work area.

container, **especially** the USED OIL disposal containers.

USED OIL: (Motor Oil, Transmission Fluid, Gear Oil, Hydraulic Oil) Collection containers are provided in the locations indicated on the map by the symbol ★. They are marked "Used Oil". Only used oil may be placed in these containers. Used oil accidentally contaminated with solvents, brake fluid, anti-freeze or other fluids must be delivered to the Recycle Stations for alternate disposal. An inspector will be stationed at the disposal sites to insure that contaminated oil is not placed in the used oil barrels.

The waste fuel container for the Sprint Garage is located in the blue lock up in front of the Recycle Center.

ANTI-FREEZE: Disposal barrels marked for anti-freeze are provided at the disposal sites indicated on the map by the symbol ★. Only used anti-freeze may be placed in these barrels. Anti-freeze contaminated with solvents, used oil or other liquids must be delivered to the Safety Kleen stations for proper disposal.

CLEANING FLUIDS: ONLY NON CHLORINATED BRAKE AND CARB CLEANERS ARE PERMITTED for use at the DIS facility. All parts cleaning must be done by race team members at the Safety Kleen cleaning stations indicated on the maps provided on the back of this notice by the symbol ★. Safety Kleen has provided cleaning stations and environmentally approved solvents for use by all teams at no charge.

WASTE GASOLINE: Containers of unused gasoline or other fluids contaminated with gasoline products must be taken to the disposal area identified by the symbol ★ for disposal. No gasoline products may be poured into any other waste fluids

USED BATTERIES: Waste auto and motorcycle batteries may be dropped off at the Recycle Centers. There are labeled containment trays for used batteries.

SORBENT WASTE: The Yellow and Blue garage recycle centers have proper drums to collect used Sorbent Waste (used Speedy Dry) for oil related spills. There is also a separate drum for fuel related used sorbent waste.

2022 Classic 24 Hour Groups/Classes

Group A	Early FIA era: 1962 ~ 1972	CLASS
P/O	<i>FIA Prototype Sports Cars, Gr. 5/6 (over 3.0L)</i>	A-1
P/U	<i>FIA Prototype Sports Cars, Gr. 5/6 (under 3.0L)</i>	A-2
GT/O	<i>FIA Grand Touring/Sports, Gr. 3/4 (over 3.0L)</i>	A-3
GT/U	<i>FIA Grand Touring/Sports, Gr. 3/4 (under 3.0L)</i>	A-4
T	<i>FIA Touring, Gr. 2/3 (under 2.0L)</i>	A-5
Early Sports Cars	<i>FIA World Sports Car Championship, thru 1965</i>	A-6
Early GT/Touring Cars	<i>FIA International GT Championship, thru 1965</i>	A-7
Group B	Early IMSA GTX/AAGT/GTO/GTU era: 1973 ~ 1982	CLASS
GTX	<i>IMSA GTX/AAGT/FIA Gr. 5</i>	B-1
GTO	<i>IMSA GTO (over 3.0L) FIA Gr. 2/3/4</i>	B-2
GTU	<i>IMSA GTU/FIA Gr. 3/4 (under 3.0L) FIA Gr. 2/3/4</i>	B-3
Sports	<i>FIA Sports Racing Cars, FIA Gr. 6 (over 2.0L)</i>	B-4
Sports	<i>FIA Sports Racing Cars, FIA Gr. 6 (under 2.0L)</i>	B-5
Group C	Late IMSA/GTP/WSC era: 1983 ~ 1993	CLASS
GTP	<i>IMSA GT Prototype, FIA Group C</i>	C-1
GTP/L	<i>IMSA Camel Lights, FIA Group C/2</i>	C-2
GTO	<i>IMSA GTO/GT1/FIA Gr. A/B, as appropriate</i>	C-3
GTU	<i>IMSA GTU/GT2/FIA Gr. A/B, as appropriate</i>	C-4
W/C	<i>IMSA GT3/World Challenge, etc. (i.e. Porsche 964, etc.)</i>	C-5
Group D	Early GrandAm/GT era: 1994 ~ 2003	CLASS
LMP	<i>Grand Am SRP-I/SRP-II/LMP 900/675</i>	D-1
DP	<i>Grand American Daytona Prototypes (Gen 1, unmodified)</i>	D-2
WSC	<i>IMSA World Sportscars (WSC)</i>	D-3
GTS	<i>Grand Touring Supreme; includes FIA GT1/IMSA GTS/GTS1</i>	D-4
GTS2	<i>Grand Touring Supreme, uni-body; includes FIA GT2/IMSA GTS2</i>	D-5
GT3	<i>Grand Touring Supreme, tube-frame or unibody, includes FIA GT3/AGT</i>	D-6
SWC/Cup	<i>Speed World Challenge, Cup, Challenge, etc. (i.e. Porsche 993, etc.)</i>	D-7
Group E	Modern Prototype/GT era: (by Assignment)	CLASS
LMP2	<i>LMP2/LMPC</i>	E-1
LMP3	<i>LMP3/P3</i>	E-2
DP	<i>Daytona Prototypes (Gen 2/3)</i>	E-3
GT1/GT2 (early)	<i>FIA/IMSA/GrandAm GT1/GT2/GS</i>	E-4
GT3	<i>FIA/IMSA/GrandAm GT3</i>	E-5
GT4	<i>FIA/IMSA/GrandAm GT4, Cup, Challenge, etc. (i.e. Porsche 997, etc.)</i>	E-6
Group F	Current Prototype/GT (by Assignment)	CLASS
LMP	<i>LMP1</i>	F-1
LMP2	<i>LMP2/DPi</i>	F-2
GT1 (late)	<i>FIA/IMSA GT1/GTLM/DTM</i>	F-3
GT2 (late)	<i>FIA/IMSA GT2/GTD</i>	F-4
GT3 (late)	<i>Current GT3/Cup/Challenge, etc. (i.e. Porsche 991/991, etc.)</i>	F-5
Group G	HSR CARS that are deemed not eligible for Groups A thru F	CLASS
<i>Group G cars will be arranged in suitable classes based on specifications, tires, etc. to create fair competition. Potential and observed lap times will be considered when making assignments to Group F.</i>		
Modern GT	<i>HSR Group 10</i>	G-1
Historic GT	<i>HSR Group 5</i>	G-2
Vintage GT	<i>HSR Group 3</i>	G-3
Vintage GT	<i>HSR Group 2</i>	G-4
Sports Racer	<i>Unclassified Sports Racers (by assignment)</i>	G-5
Special	<i>As appropriate (by assignment)</i>	G-6
Special Conditions		
Certain "Unspecified" Cars, Formula Cars and Stock Cars are not Eligible for the Classic 24		

Regulations

Driver Requirements

All competitors must show evidence of a current competition license with a recognized racing organization.

Safety Equipment

- **Helmets** – It is required that all drivers wear an (SA) rated racing helmet of SA 2015, FIA 8860-2010 or later Snell-approved or equivalent FIA specification. Full Face helmets are strongly recommended.
- **Hans Device** – HANS and other FIA-approved head restraints can help prevent injury in catastrophic incidents where impact is very high and at a front angle. We highly recommend their use and the correct installation. It is the decision and responsibility of the individual participant to use or not use a device of choice

Scoring System

Scoring is based on the most of laps completed in the least amount of time over the 4 races combined.

Pit Vehicles/Golf Carts

Pit vehicles must be operated by a licensed driver 16 years or more in age. The speed limit is 10 MPH for all vehicles in garage, Paddock and pit areas. Personal and/or Team Golf Carts (Pit Carts, Bikes and the like) can be used inside the Paddock Fencing* area without the requirement of a Decal. Please use the attached Team Cart Form to request a team cart decal.

If you intend on using your personal Golf Cart outside of the Paddock Fencing*, please see the forms attached to this packet for the Decal Request Form and the Insurance Requirements. All documents will need to be turned into Registration upon check in to receive your Decal. Rental Golf Carts are available through this link: [Golf Cart Rental](#)

****The Paddock Fencing is defined as: the Yellow and Blue Garages, Pit Lane, D/O Lot, Truck Pad, Skid Pad and the East Side of Lake Lloyd.***

Technical Inspections

If your car DOES NOT have an HSR-issued Logbook, you must present the car at the technical inspection station for an inspection. To receive your Group sticker(s), please bring the following items for each Driver registered on the entry: Helmet and completed At-Track Medical.

If your car HAS an HSR Logbook, please bring the Logbook only and the following documents for each Driver registered on the entry to the Technical Inspection Station to receive your group stickers: Helmet and completed At-Track Medical.

This inspection is primarily a safety inspection and may or may not address compliance with regulations pertaining to specifications. All competitors have through the end of Test Day to have their technical inspection completed.

Transponders

All cars must have an AMB TranX260 compatible transponder (reddish/orange in color). Rental transponders are available through our Registration Staff. The Rental Transponder Form is attached to this packet.

Headlights/Taillights

All cars will be required to have a minimum of one (1) running headlight and one (1) running taillight during all periods of darkness.

Classic 24-Hour Number Plaques

Required on both sides of the car, location open, you will be issued either a Classic 24 Hour Number Plaque or a set of Series Stickers at the Technical Inspection Station. We also request that you have your *assigned number* on the hood of the car.

Spotter Information

If your team will utilize a spotter, please use the attached form to identify the crew member. Only individuals registered as crew are permitted to serve as Spotter. Individuals who are not specifically identified as a Spotter will not be permitted into the spotter area.

At-Track Medical Forms

The At-Track Medical form is included as part of the Competitor Information Packet that is emailed to each competitor. Every individual registered as a Driver is required to complete the form. At-Track Medical forms are to be turned in to Tech.

Tech Sheets

Your Tech Sheet will be available at Tech.

Timing Sheets/Results

Timing sheets/results will be emailed to each competitor, using the email submitted with their registration. Emails will be sent to each competitor in a Group at the end of each session. Timing sheets/results will also be available in the lobby of the Media Center. No timing information will be available for Test Day.

General Information

Event Facility

Daytona International Speedway
1801 West International Speedway Boulevard
Daytona Beach, FL 32114

****PLEASE NOTE, THIS IS NOT THE ADDRESS TO PICK-UP SHIPMENTS****

Length of Racetrack: 3.56 miles, Speedway Road Course

Location of Race Control: Tower at Start/Finish across from Pit Lane, 5th Floor

Fuel Information

Sunoco Fuels will be available in the Blue Garage Fuel Station.

Octanes Available for Purchase:

- Sunoco 260 GT 100 octane unleaded
- Sunoco GTX-260 98 octane unleaded (non-ethanol)
- Sunoco Standard 110 Leaded
- Sunoco Supreme 112 Leaded

Fuel Hours:

Tuesday, November 1	2:00pm – 6:00pm
Wednesday, November 2	7:00am – 5:00pm
Thursday, November 3	7:00am – 7:00pm – Night Practice
Friday, November 4	7:00am – 5:00pm
Saturday, November 5	7:00am – 11:00pm
Sunday, November 6	6:00am – 11:00am

Fuel Order Form Attached.

Pit to Car Radios

Pit to Car Radios are allowed. Our Communications Sponsor, Speedcom Communications, will have a limited number of both digital and analog radios available for rent. Please see Jack Ivester at the Speedcom trailer located in the Blue Garages near Tech.

Helmet wiring, ear plugs and/or adapters will have to be purchased if you do not have them. These parts cannot be rented as they are permanently installed in the helmets

Tire Policy

This tire list is intended to allow Classic 24-Hour racers with a reasonable choice of competitive tires that are suitable for their specific make and model. It is not possible to list every tire that might be used legally on every car. The listed tires represent commonly used and available tires that allow fair racing amongst cars in a particular race group and class. In addition, they also closely resemble the tires that a car would have raced on historically. Since the makeup of race groups and classes consists of cars with varying specifications, not every car in a race group or class will necessarily have the same tire options.

Group A:

GT/Production:

Avon: All-Weather, ACB9 (ACB10 not permitted)

Avon: CR6ZZ, Historic

Dunlop: L- or M-series; Formula Ford (9092)

Hoosier: Street TD, TDS, Vintage TD, Formula Ford, DOT R6/7

Goodyear: Vintage Blue streak; G7, G12, G12A

Toyo: R888

Full tread DOT street radials with symmetric patterns

Prototypes: Add hand-grooved bias-ply slicks (Dunlop CR65/82 patterns)

Group B:

Appropriate bias-ply slicks or others by application and approval.

Includes Hoosier TD, TDS, DOT R6/7

Groups C, D, E, F:

As appropriate to be determined by entrant.

Group G:

Per HSR 2021 Tire Specifications

****Any other tire types must be approved prior to the start of the event****

Questions or concerns regarding tire selection should be directed to Jack Woerhle, HSR's Technical Director, at jack@hsrace.com.

If you have any questions regarding tire availability, please contact our Tire Provider Partner:




www.sascosports.com

Info@sascosports.com

(434) 822-7200

Dave Handy

Racing Flags



Green Flag

Signals a clear course and indicates the immediate start or restart of a race.




Yellow Flag

STANDING: A situation exists that warrants your attention and caution. NO PASSING until you have proceeded to a station where the yellow flag is no longer being displayed.

WAVING: A hazardous situation exists that warrants your attention and extreme caution. SLOW DOWN AND NO PASSING. You will probably have to deviate from and modify your driving line.


DOUBLE: When you see a station displaying two yellow flags. A FULL COURSE YELLOW exists. NO PASSING, a pace car may be used.



Black Flag


OPEN: Displayed at all corners means THE SESSION HAS STOPPED. All cars shall proceed cautiously to the pits. Stop Racing. An "ALL" sign will be displayed at the starter's stand and Black Flag Station. The Black Flag Station is located at Turn 6.

CLOSED (Furled): Warning when pointed at a participant from the starters stand.



Red Flag

Session has been stopped. All cars should reduce speed to idle. Be prepared to stop. Give way to all emergency vehicles. If track is not blocked, proceed at idle speed back to pit lane, and park drivers right. No work can be done. Shut off engine and stay with your car, until told otherwise.



White Flag

Open, displayed at all corners and start, at the beginning of practice sessions. Passing allowed, you may encounter slower cars. Do not weave to warm tires.




Blue w/ Yellow Stripe Flag

Check your mirrors. Hold the line, another competitor is following closely or is trying to overtake.




Yellow w/ Red Stripes Flag

Signals debris on race surface which could include parts from a car or a slippery race surface. Exercise caution.



Black w/ Orange Ball Flag

Do not take another lap. Something is wrong with a participant's car. Flag is shown beside board with involved car's number. That car must proceed to pits.



Checkered Flag

The race or session is finished. Stop racing, cool your car down and return to the pits at the next opportunity.

Important Contact Information

- David Hinton, President – David@hsrace.com
- Rick Goolsby Series Manager – Rick@hsrace.com
- Lyn Hodges Watts Manager, Registration/Member Services – Lyn@hsrace.com
- Dorsey Schroeder Competition Director – Dorsey@hsrace.com
- Jack Woehrle Technical Director – Jack@hsrace.com

HSR Office Phone Number: (727) 573-1340

Shipping Information

If you need to have something shipped to the track, please be sure to send it to the following address:

Daytona International Speedway
1801 West International Speedway Boulevard
Daytona Beach, FL 32114

Further Information to include on Package:

Event Name: HSR Classic 24 Hour

Team Name: _____

PLEASE NOTE: PICK-UP ADDRESS DIFFERENT THAN SHIPPING ADDRESS!!

Pick-Up Address for any shipment:

2013 Dunn Avenue
Daytona Beach, FL 32114

Hours of Operation: 8:30am – 4:30pm, Monday – Friday

NOT OPEN SATURDAY AND SUNDAY!

Drivers Lounge

Each Classic 24 Hour Race entry receives two (2) complimentary passes to the Driver's Lounge. Additional passes are available for purchase through the HSR registration office (registrar@hsrrace.com), week-long passes to Drivers Lounge are \$375 per person.

Drivers Lounge Meals:

Wednesday, November 2	Lunch Only
Thursday, November 3	Breakfast, Lunch & Dinner
Friday, November 4	Breakfast & Lunch
Saturday, November 5	Opens at Breakfast and remains open till 12:00pm on Sunday

Rental RV (Motorhome) Information

- El Monte RV intl.booking@elmonterv.com (888) 337-2200
- Airstream To Go www.airstreamtogo.com
- Suncoast RV Rental www.suncoastrvrental.com

Hotel Information

Track Side Host Hotel:

The Daytona, Autograph Collection
1870 Victory Circle
Daytona Beach, FL 32114
(386) 323-9777
[The Daytona, Autograph Collection Website](#)

Other Hotel Options:

Fairfield Inn & Suites Daytona Beach
1820 Checkered Flag Boulevard
Daytona Beach, FL 32114
(386) 254-4700
[Fairfield Inn & Suites Website](#)

Residence Inn
1725 Richard Petty Way
Daytona Beach, FL 32114
(386) 252-3949
[Residence Inn Website](#)

Hilton Garden Inn
189 Midway Avenue
Daytona Beach, FL 323114
(386) 944-4000
[Hilton Garden Inn Website](#)

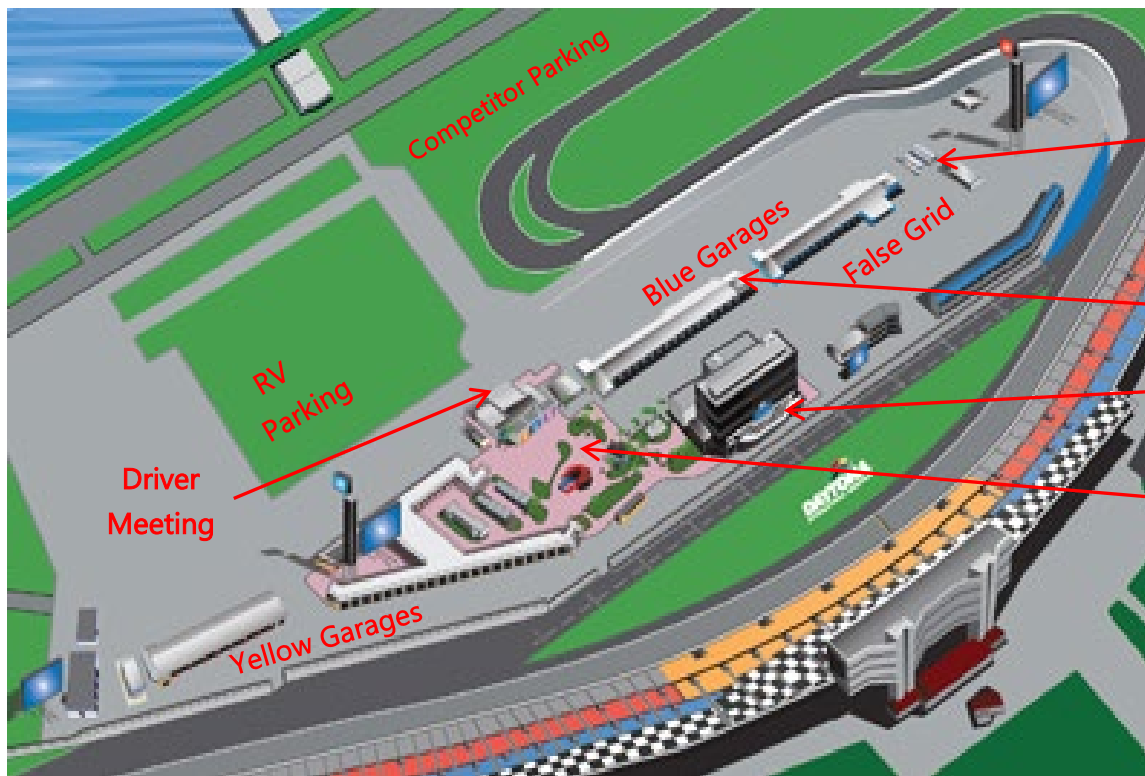
Hampton Inn
1715 W International Speedway Blvd
Daytona Beach, FL 32114
(386) 257-4030
[Hampton Inn Website](#)

Beach Front:

Ocean Walk Resort
300 N Atlantic Ave
Daytona Beach, FL
(386) 323-4823
[Ocean Walk Resort Website](#)

The Plaza Resort & Spa
600 N Atlanta Ave
Daytona Beach, FL
(855) 262-1990
[The Plaza Resort & Spa Website](#)

Infield Maps

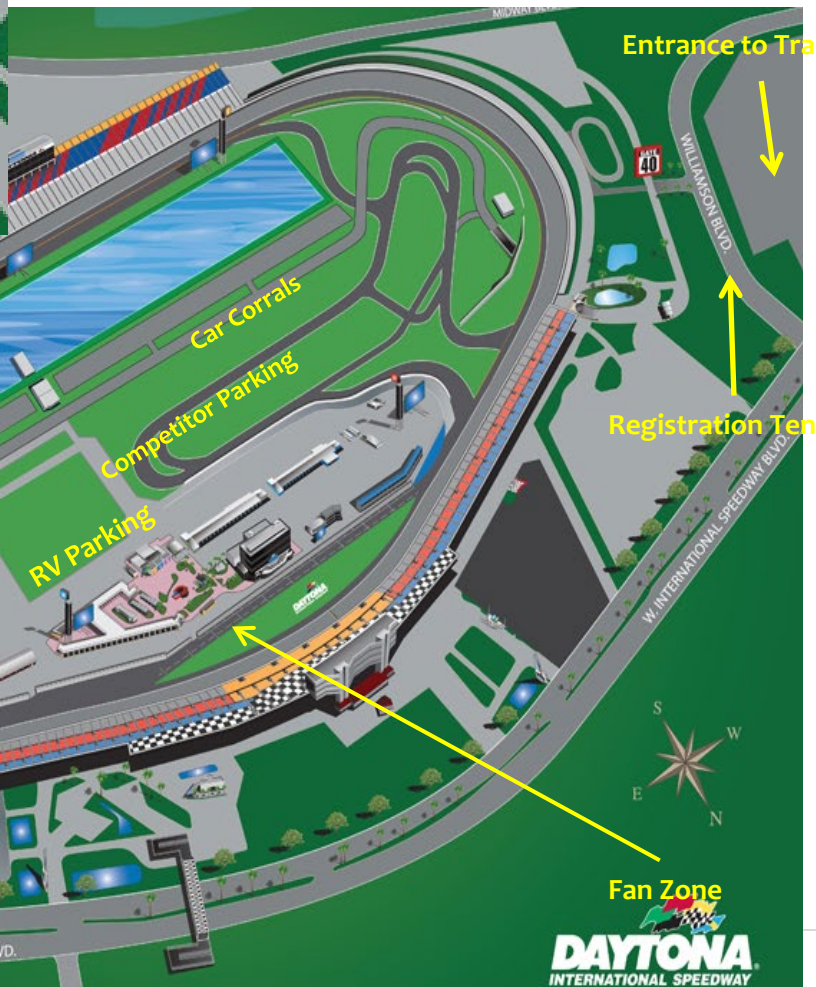


Fuel Station

Tech Office

Victory Lane

Vendor Village



Entrance to Track

Registration Tent

Fan Zone

Each race group will have four (4) 42-minute races during the Classic 24 Hour Race. There will be one (1) mandatory 3-minute pit stop, during each race session. Entrant must have initiated the 3-minute pit stop within 29 minutes of race start. The Race Clock begins at the first attempt at a green flag from the start stand.

Drivers/Co-Drivers: Participants must declare the car owner/primary driver and co-driver (if any) on the entry form.

Pit Box Assignments: See Jack Woehrle to get your Pit Box assignment. You may be sharing a pit stall with a team or teams in a different Group or Groups.

Pit Stop Procedure: Each racecar must take the green flag on track before being eligible for a mandatory pit stop. Before any fueling begins in the pits; the engine must be shut off, and the driver must be out of the car and over the wall, unless fueling. During fueling, only the fueller(s) and the fire extinguisher person will be over the wall. When necessary, a vent person may also be over the wall. After fueling, the driver and four (4) additional people (total of five (5) people) may be over the wall. Follow the directions of the Pit Out Marshal when exiting the pits and respect the Blend Line. Everyone in the pits must wear long pants, closed toe shoes and be at least 18 years old. No exceptions. Please keep all pit stop required materials cleared of the pit lane wall until the car comes to a complete stop and driver has exited the vehicle.

Fueling: Driver must be out of the car before fueling starts, and no work may be performed on the car during fueling. Fueling may be conducted by a driver or crewmen wearing Nomex-type clothing with full face protection (helmet recommended). Everyone over the wall during fueling MUST wear full Nomex and eye protection (helmet recommended). Each team must provide a 10lb minimum fire extinguisher and someone with full Nomex and eye protection (helmet recommended) to man it during pit stops. IMSA-approved overhead refueling rigs or safety-type cans may be used. All fuel containers must remain behind the pit lane wall until the car stops and the driver exits the vehicle.

Pit Stop Timing: Pit stops will be timed by HSR personnel. Time will start as the car enters the pits as indicated by Pit Lane Sign. Time will stop as the car passes pit out as indicated by Pit Lane Sign. Pit lane speed is 35mph. Cars may not stop or slow down below 35mph at pit out unless instructed to do so by Pit Lane Marshal.

Race Procedure: Grid for Race 1 will be determined by the qualifying race Friday, based on fastest lap. Grids for Races 2, 3, and 4 will be based on cumulative finishing position of all previous races. There will be one (1) pace lap behind the Pace Car. The race time starts as the lead car crosses the starting line with the first attempt at a green flag and ends after forty-two (42) minutes. Circumstances may exist where the race clock begins and the race field remains under caution behind the Safety Car. In the event of an incident, the Safety Car may be used with double yellow flags displayed at all stations around the course. Pit Lane will remain open. In the event of a Black Flag All, all cars shall proceed cautiously to the pits, Drivers may get out of the car, no work is allowed, race has ended unless further notified. No passing is permitted while yellow flags are displayed, and no driver may pass the Pace or Safety Car unless waved by. Procedures will be discussed at the mandatory driver's meeting.

Driver's Meeting: There will be a mandatory driver's meeting on **Thursday at 12:00pm for All Classic 24 Drivers in the Driver Meeting Room, attached to the Media Center.** Each driver will receive a helmet sticker at the driver's meeting. You must have a helmet sticker to participate in the event.

Headlights/Taillights: All cars will be required to have a minimum of one (1) running headlight and one (1) running taillight during all periods of darkness.

Black Flag: If you are Black Flagged, stop at the Black Flag Station on pit lane for consultation. Black Flag stops will not count as a mandatory stop. You must return to the circuit after consultation and do at least one (1) lap before making a mandatory stop. Cars receiving a Mechanical Black Flag (meatball) must stop at their assigned pit for necessary repairs. This may count as your mandatory 3-minute stop.

Yellow Flag: In the event of a full course caution a safety car will be dispatched to control the field. Once you have safely cleared the incident scene, please catch up with the pack as soon as possible.

Red Flag: Displayed at each corner station and at the Starter's stand means **EXTREME DANGER-THE RACE HAS BEEN STOPPED**. Proceed in single file at Idle speed to pit lane, be prepared to stop. Possible track blockage. No Passing. Give way to any Safety vehicles on track. Cars entering pit lane are to proceed in race order to Black Flag Marshal for direction. No Pit Stops may be initiated, and no work may be performed. **Do not pull into Pit stalls**. Drivers to remain in cars unless directed otherwise. Crew members may clean the windshield and attend to any driver needs. If pit stops are in progress, **Work must cease**, and the pit stop clock will be stopped. If the race is able to be resumed, the pit stop window may be extended. Any changes to the schedule will be communicated to the teams before the race resumes. Once the safety car leaves pit lane under full course yellow the pit stop clock will resume.



2022

The B.R.M. Chronographes Endurance Challenge Rules and Procedures

There will be two (2) enduros at most events: Vintage/GTC and Historic/Prototype/GTM. One (1) hour Enduros require one (1) mandatory 5-minute pit stop. Longer enduros may require additional 5-minute pit stops. Required 5-minute pit stop must be initiated within 40 minutes of the start of the race.

Requirements for longer Enduros will be addressed in associated Drivers' Meeting. The Race Clock begins at the first attempt at a green flag from the start stand.

Drivers/Co-Drivers: Participants must declare the car owner/primary driver and co-driver (if any) on the entry form for each event for the season.

Pit Stop Procedure: Each racecar must take the green flag on track before being eligible for a mandatory pit stop. In events requiring more than one pit stop, the race car must complete a lap on track before being eligible for the subsequent stops. Before any fueling begins in the pits, the engine must be shut off, and the driver must be out of the car and over the wall, unless fueling. During fueling, only the fueler(s) and the fire extinguisher person will be over the wall. When necessary, a vent person may also be over the wall. After fueling, the driver and four (4) additional people (total of five (5) people) may be over the wall. Follow the directions of the pit out marshal when exiting the pits and respect the Blend Line. Everyone in the pits must wear long pants, closed toe shoes and be at least 18 years old. No exceptions. Please keep all pit stop required materials cleared of the pit lane wall until the car comes to a complete stop and driver has exited the vehicle.

Fueling: Driver must be out of the car before fueling starts, and no work may be performed on the car during fueling. Fueling may be conducted by a driver or crewmen wearing Nomex-type clothing with full face protection (helmet recommended). Everyone over the wall during fueling MUST wear full Nomex and eye protection (helmet recommended). Each team must provide a 10lb minimum fire extinguisher and someone with full Nomex and eye protection (helmet recommended) to man it during pit stops. IMSA-approved overhead refueling rigs or safety type cans may be used. All fuel containers must remain behind the pit lane wall until the car stops, and the driver exits the vehicle.

Pit Stop Timing: Pit stops will be timed by HSR personnel. Time will start as the car enters the pits as indicated by Pit Lane Sign, time will stop as the car passes pit out as indicated by Pit Lane Sign. Pit lane speed is 35mph. Cars may not stop or slow down below 35mph at pit out unless instructed to do so by Pit Lane Marshal.

Race Procedure: Grids will be determined by qualifying session(s). See Enduro Addendum for the event for specifics. There will be one (1) pace lap behind the pace car. The race time starts as the lead car crosses the starting line with the first attempt at a green flag and ends after one hour. Circumstances may exist where the race clock begins, and the race field remains under caution behind the Safety Car. In the event of an incident, the safety car may be used with double yellow flags displayed at all stations around the course. Pits will remain open. No passing is permitted while yellow flags are displayed, and no driver may pass the safety car unless waved by. Procedures will be discussed at the mandatory drivers' meeting.

Drivers' Meeting: There will be a mandatory drivers' meeting. See Enduro Addendum for specifics on location and time of mandatory drivers' meeting. Attendance will be taken upon your arrival to the drivers' meeting, please check in by signing the sign-on sheet. Each driver will receive a helmet sticker once checked in at the drivers' meeting. You must have a helmet sticker to participate in the event.

Black Flag: If you are Black Flagged, stop at the Black Flag Station on pit lane for consultation. Black Flag stops will not count as a mandatory stop. You must return to the circuit after consultation and do at least one lap before making a mandatory stop. Cars receiving a Mechanical Black Flag (meatball) must stop at their assigned pit for necessary repairs. This may count as your mandatory 5-minute stop.

Under a Black Flag All refer to our procedure in the SOP as NO PIT STOPS may be initiated in these circumstances.

RED FLAG: Displayed at each corner station and at the Starter's stand means **EXTREME DANGER-THE RACE HAS BEEN STOPPED**. Proceed at Idle speed to pit lane, be prepared to stop. Possible track blockage. No Passing. Give way to any Safety vehicles on track. Cars entering pit lane are to proceed in race order to Black Flag Marshal for direction. No Pit Stops may be initiated, and no work may be performed. **Do not pull into Pit stalls.** Drivers to remain in cars unless directed otherwise. Crew members may clean the windshield and attend to any driver needs. If pit stops are in progress, **Work must cease**, and the pit stop clock will be stopped. If the race is able to be resumed, the pit stop window may be extended. Any changes to the schedule will be communicated to the teams before the race resumes. Once the safety car leaves pit lane under full course yellow the pit stop clock will resume.

Enduro Cancellation: If you must cancel your enduro entry, please inform Registration before the start of your enduro. **No credits will be issued after the enduro has begun.**

Golf Cart Decal Request Form – For Use Only If Using Personal Cart Outside Of Fencing

**Daytona International
Speedway SINGLE EVENT
PERMIT
Commercial Golf Cart and Other Authorized
Vehicles Decal Request Form**

Requesting Company Name _____

(A contract is required to be in this same name with Daytona International Speedway, LLC d/b/a Daytona International Speedway (“DIS”), and/or International Speedway Corporation (“ISC”), and/or NASCAR Enterprises, LLC (“Enterprises”), etc. to qualify for business use of a powered cart.) (Insured’s Name on Certificate of Insurance **must** match this name)

Also Known As Name _____

Address _____

City _____ **State** _____ **Zip** _____

Primary Contact Name _____


Number _____ **FAX** _____ **Email** _____

Alternate Contact Name _____ **Number** _____

Email _____

Name of Business Contact (from DIS, ISC or Enterprises) _____

Vehicle Manufacturer _____ **Color** _____



Seating Capacity 2 _____ 4 _____ 6 _____ other # _____ **Is vehicle street-legal?** _____ Y _____ N

(Attach fleet sheet if permits for more than one vehicle are being requested)

_____ **\$250.00 Single Event Permit for Daytona International Speedway**
(Make attached Non-Refundable Check Payable to Daytona International Speedway, LLC)

Event Name _____ **Date** _____

Please Attach Liability Insurance Certificate (including the appropriate parties named as additional insured) and Check. Please review & sign the powered cart policy and release/waiver on the reverse side of this form.

FOR DIS USE ONLY

Date Received _____

Certificate Approved _____

Decal # Issued _____

Distributed: To _____ **Date** _____

DAYTONA INTERNATIONAL SPEEDWAY

SINGLE EVENT PERMIT

POWERED CART POLICY AND RELEASE OF LIABILITY

1. ALL powered cart in use during an event must be registered. Registration will be proven through a Single Event Permit Sticker which must be PERMANENTLY affixed to the approved powered cart on the front driver’s side in the lower corner of the windshield or front hood. Each Single Event Permit will possess a control number plainly visible to identify the person or company who as registered the powered cart.
2. Company shall provide proof of general liability insurance (or automobile liability in the event the golf cart being registered is street legal) with limits of no less than \$1 million dollars per occurrence and \$2 million dollars in the aggregate, including all the Additional Insured Parties (as defined in Section 9 hereunder) as additional insureds, and must be supplied along with this completed form and such insurance policies shall be active throughout the event. Certificate of insurance shall state that such insurance is primary and non-contributory to any other insurance that may be available to an Additional Insured Party and that a Waiver of Subrogation applies in favor of the Additional Insured Parties. Insurance coverage shall apply to the fullest extent of Company’s insurance policy limits or to the extent allowed by law, whichever is greater. **(PLEASE PROVIDE THIS SECTION AND THE LIST OF ADDITIONAL INSURED PARTIES FOUND IN SECTION 9 TO YOUR INSURANCE PROVIDER WHEN REQUESTING THE COI)**
3. The use of equipment by Company, as authorized herein, will be restricted to business use only.
4. Equipment will be driven by Company in a safe, slow, and careful manner and shall at no time exceed any posted or designated speed limit. At all times drivers will yield to pedestrians. Anyone observed driving in a careless or unsafe manner, including and without limitation, in violation of any provision of the powered cart policy and release of liability, will be removed from the property and have their Single Event Permit revoked. The Company agrees to be responsible for compliance with any applicable laws, government regulations, and facility rules in the use of the Equipment.
5. Equipment must be driven by a licensed driver over the age of eighteen (18), unless applicable state law requires a higher age limit (by way of example, Alabama requires operators to be at least nineteen (19) years old). The number of passengers may not exceed the manufacturers designed and installed seating capacity and/or capacity indicated on the Single Event Permit Sticker. All passengers must be remain seated during Equipment operation.
6. Alcoholic beverages are not permitted in any Equipment, except for delivery purposes only. No alcohol is to be consumed by any driver and/or passenger while the Equipment is in use, and no driver shall operate any Equipment while under the influence of alcohol.
7. Only Equipment equipped with factory installed (or equivalent) front headlights and rear running lights may be operated by Company after daylight hours.
8. Equipment usage will not be allowed in restricted areas or during times not authorized by racetrack management. No golf carts shall be operated on public roads.
9. Company hereby agrees to release, hold harmless, indemnify and defend Daytona International Speedway, LLC, its parents, subsidiaries, limited liability and affiliate companies, and their respective members, shareholders, officers, directors, agents, employees, sponsors, trustees, receivers, successors, subcontractors and assigns, the Daytona Beach Racing & Recreational Facilities District, City of Daytona Beach, and County of Volusia (collectively the “Additional Insured Parties”) from liability or damages including third party claims (“Losses”) arising directly as a result of the gross negligence, willful misconduct, or violation of applicable law by Company, its employees, agents, and/or representatives’ use of the Equipment as set forth in this Agreement. Company’s obligations hereunder to release, hold harmless, indemnify and defend the Additional Insured Parties shall not extend to claims, including third party claims or Losses, arising directly as a result of the Additional Insured Parties’ gross negligence, willful misconduct or violation of law of an Additional Insured Party in its provision of Equipment to Company or any of its obligations to Company as set forth in this Agreement. In no event will either party be liable for any indirect, incidental, special, consequential, exemplary or reliance damages (including lost or anticipated revenues or profits) arising out of this Agreement.
10. Company shall have no right to sell, assign, delegate or in any way dispose of or encumber any of the rights or duties granted under this Agreement. Any such attempt shall be deemed to be null and void and shall be considered a default under this Agreement, entitling Daytona International Speedway, LLC, at its sole discretion, to terminate the Agreement and to seek any and all other legal or equitable remedies it may be entitled to pursue under this Agreement or under the laws of the state where the facility is located. Further, any change in control (whether by merger, asset sale, stock purchase or other assignment or operation by law) shall for the purposes of this Agreement be deemed an assignment of the rights and obligations contained herein and shall require the prior written approval of Daytona International Speedway, LLC, which shall not be unreasonably withheld.

I have read, understand and accept all the terms of use for a powered cart. Failure to comply with these terms may result in revocation of the Single Event Permit, the powered cart being impounded and/or forfeiture of powered cart privileges at affiliated racetracks in DIS’s sole discretion. The undersigned has the requisite authority to bind the Company to the obligations herein. My signature below signifies full and total acceptance of these terms and agreement to comply.

Name of Company

Print Name of Authorized Representative

Date

THIS IS A RELEASE OF LIABILITY

Signature of Authorized Representative

WITNESS SIGNATURE

Signed In The Presence Of



Transponder Rental Form

Car Owner/Driver Information

Event at which rental is to be used: _____
 Car Owner: _____ Driver (If different than owner): _____
 Address: _____ City, State Zip: _____
 Cell Phone @ track: _____ Alternate Phone: _____
 Email: _____

Car Information - Please use one form for each transponder purchase and/or rental.

Car Year: _____ Make/Model: _____
 Color: _____ Group: _____ Car # (Usual): _____
FOR OFFICE USE ONLY - Transponder # assigned to above: _____ Code: _____
Returned (Where/When): _____

Fees

Rental: ----- \$60 _____
 Rental Deposit (if renting with cash): ----- \$500 _____
 Price if not Returned: ----- \$500 _____

Method of Payment:
 Check #: _____ (Payable to HSR)
 Cash: _____

DEPOSIT ONLY:
 Credit Card #: _____
 Exp Date: _____ CVV: _____ Zip: _____
 Name on Card: _____
 Signature: _____

Total Enclosed (at rental): _____

Note: HSR, SVRA, PCA, BMWCCA, VDCA, NASA, PBOC and SCCA are currently using the same system. If you already have a transponder from racing with one of these organizations, please contact the office to provide your transponder number. You will not need to rent a unit.

As a condition of rental, the Owner/Driver certifies understanding of the following: It will be the responsibility of the renter to return the transponder(s) in good condition to receive the deposit back. **Renters who fail to return transponders by the close of the event will forfeit \$50 of their deposit. If the transponder is returned within two (2) weeks of the event, the driver will receive a \$300 credit. Renters returning damaged transponders shall forfeit the entire deposit for replacement of said damaged transponder.**

Signature: _____ Date: _____

*****Note: Make checks payable to HSR. Bring this form to Registration at the event.**



TEAM SPOTTER ELECTION

Each team may elect to have a Team Spotter. The Team Spotter will have access to the platform on top of the control tower.

The following applies to Team Spotters:

- Due to security control, each team will only be allowed to assign one (1) person to this role.
- Team Spotter must be a registered crewmember for Team.
- The Team Spotter will receive a special credential and access instructions at Registration.
- The Spotter Platform is a restricted access area, only assigned Team Spotter will have access.
- Please follow the directions of track personnel.

TEAM NAME: _____

PRIMARY DRIVER: _____

ASSIGNED SPOTTER NAME: _____
(this person must be registered as crew)

Return this form to:

Lyn Hodges Watts via email at Lyn@HSRRace.com
or drop off at Registration at the event.

<p><i>HSR Office Use Only:</i></p> <p>Car #: _____ CL24 Grp/Sprint Grp: _____</p> <p>Garage/Paddock Location: _____</p> <p>Primary Contact: _____</p> <p>Crew Credential Issued (Yes/No): _____</p>



TEAM CART DECAL REQUEST FORM

Use this form to request a decal for your team's privately owned Cart only if said cart will remain within the boundaries of the Garage/Paddock area. This area is defined below.

Team Name/Primary Driver:

Car Information:
(Year/Make/Model)

***The Garage/Paddock area is defined as:
Yellow and Blue Garages, Pit Lane, D/O Lot, Truck Pad, and the East Side of Lake Lloyd.***

HSR Office Use Only:

Car #: _____ CL24 Grp/Sprint Grp: _____

Garage/Paddock Location: _____

Primary Contact: _____

Crew Credential Issued (Yes/No): _____